




## Technical Data Sheet

DynaStrip's family of stand-alone imposition software is the most complete and advanced on the market for commercial printers. DynaStrip easily handles any job regardless of its complexity. With DynaStrip, you can process more print jobs, improve service levels and increase client capacity. Compatible with all major workflows and in tune with emerging technologies and standards, DynaStrip is the one imposition solution that makes your work flow.

## Product Packages

*DynaStrip* is available for Mac OS 9, OS X and all Windows versions in the following formats and packages:

					
		Compact	Full Size	Automation	Fusion
<b>Output Format</b>		Max. 32 x 32" (810 x 810 mm)	Unlimited	Unlimited	Unlimited
<b>TIFF + PDF Preview (Raster Mode)</b>	Standard	✓	✓	✓	✓
	+LZW	Option	Option	Option	Option
<b>DynaStream Module</b>				✓	
<b>Versioning Module</b>					✓
<b>DynaStrip FLOW (Job Ticket Flow Module)</b>		OEM	OEM	OEM	OEM

## Features: DynaStrip Compact or Full

### OS X.4 Tiger Compatibility

DynaStrip allows users to seamlessly operate in OS X & OS 9. This compatibility lets you take advantage of OS X's multitasking capabilities, with superior stability and management of application memory. Moreover, DynaStrip 4.5 has been fully tested and is compatible with Macintosh's newest operating system, OS X.4 "Tiger."

### Tumble pagination sequences

DynaStrip's tumble feature allows pages, signatures, and all their attached objects to behave in a tumble manner on the light table. The tumble pagination option will take into account that the sheet will be flipped from top to bottom, instead of being flipped from right to left, in order to print the back. This is useful when working with perfecting presses.

### JDF Support

DynaStrip creates flexible JDF imposition templates which can be used repeatedly with various JDF workflow systems. Furthermore, JDF output mode supports any type of job ganging: multiple pagination sequences, multiple document lists, as well as step & repeat signatures.

### JDF Transmission via HTTP Protocol at JDF Output

In addition to hot folders for communicating JDF data, DynaStrip features job file transmission via the HTTP protocol. A JDF file packaged in a MIME message is sent to an HTTP server during output. The status of the HTTP transfer received from the server is displayed on-screen and the details of the transmission are stored in a log file. This HTTP output functionality can be used in a local network environment, a wide-area network (WAN), or across the internet.

### User-friendly Interface

DynaStrip boasts a simple yet sophisticated look and feel—unlike any other imposition software. Its wide range of easy-to-use tools and wizard-like interface will greatly reduce your learning curve and get you up-to-speed in no time.

### Object-oriented Architecture

DynaStrip's powerful object-oriented architecture gives you full control over any object on the sheet. Add bleed, modify gutters, place text tags, move color bars, position cutting marks or insert objects in an adjustable bounding box. The only limit to layout customization is your imagination.

### PJTF Support

DynaStrip's PJTF output mode supports any type of job ganging: multiple pagination sequences, multiple document lists, as well as step & repeat signatures. Job ticket imposition plans can be populated with source files or unpopulated. Simply index PDF files in the Document List & Imposition Index dialog and output in PJTF mode as usual.

### Input Flexibility

DynaStrip accepts incoming files, such as PDF, PostScript, EPS or DCS, from more than 100 applications.

### Impose Trapped PDFs

DynaStrip's ability to impose trapped PDFs—regardless of whether the trapping information is embedded in the pages or on annotation layers—makes DynaStrip the only PDF imposition solution that makes full use of Adobe® Extreme® PDF Trapper technology.

### Support for Preps® templates

DynaStrip now supports all signature types, independent pages, up to 30 sheets per template, page bleed and trim marks, imported marks, and Preps objects (exposure bars, collating marks, register marks, line marks, text marks, side guides, flat ID strings, rectangle marks, and fold marks). Even though the placement of objects in DynaStrip's layout may display objects positioned over pages, all objects will be placed correctly at output. DynaStrip also supports Preps templates created from third-party applications such as UpFront and Lithotechnics Metrix.

### SMB network support

DynaStrip for Macintosh can use both AFP file services (Apple Filing Protocol) and SMB file services (Windows file sharing) network protocols. Files can be saved and accessed through either of the protocols.

### Multi-Web and Partial Web Pagination

DynaStrip automatically paginates custom saddle-stitched jobs with any number of webs and partial webs. All partial web configurations (half-webs, quarter-webs, etc.) are supported in any number, at any sheet rank, and with any web position (gear side, operator side, et al.). This algorithm also eases the pagination of multi-web templates. Pre-paginated booklets can then be stacked and page numbers incremented for the job. These comprehensive pagination options allow you to generate the perfect result when working in a multiple-web environment such as newspapers printing.

### Automatic Color Match

Automatic Color Matching allows DynaStrip to match the spot colors found in the imported mark (color bar, etc.) to the 5th or 6th colors of the job. The match can be viewed and overridden at any time in the color table. Automatic Color Match is especially useful when used with the Job Ticket Flow tool because the same imported mark is "regenerated" at every new job output.

### Direct-layout PDF

Imposed PDFs can be directly displayed in DynaStrip's design window. True imposed source files—not thumbnails—are shown, allowing users to zoom page content at maximum resolution.

### Multiple Sheet Templates

Users can save a template with any number of selected sheets and load them as signatures or job sections for faster job creation.

### Plate Setups for CTP

DynaStrip outputs to any printer, digital imaging device, imagesetter or platesetter. Up to 10 different simultaneous setups can be created to combine any plate with any output device.

### Raster Mode (TIFF Preview)

Many pre-RIPing workflow solutions generate low-resolution files for individual RIPed pages. When these files are created with a preview image, DynaStrip can display them directly in the layout. The Raster Mode (Tiff Preview) is also offered with LZW de-compression.

### Ganging of Jobs

DynaStrip maximizes your press sheet by placing different jobs on the same sheet. Combine posters and flyers or two signatures with totally different bindings—there is virtually no limitation to the page size or number of pages on the sheet.

## + DynaStrip Automation

Automation boasts all the sophisticated imposition capabilities of DynaStrip, along with:

### Simple Hot Folder Setups

Create up to 200 hot folders anywhere on the network, set job layout and output device options, and simply hit Run. DynaStrip Automation processes every file that appears in an input hot folder, and directly outputs files where you need them to go.

### Flat-ready Printing

DynaStrip Automation allows for just-in-time flat-ready printing. No need to wait for all pages to be available before printing an entire job. Each flat is outputted when ready, enabling you to accelerate your job turnaround times.

### Automatic and Manual Corrections

Have last minute corrections? DynaStrip Automation enables you to resend one or several corrected pages to the hot folder and guarantees that your job outputs with the proper information.

### Time-saving Naming Conventions

DynaStrip Automation can parse any source document file name, automatically detecting a document's colors and number of pages, and assigns pages to the proper flat. You can also indicate specific instructions in a simple text file instead.

### Automatic Output

DynaStrip Automation will automatically output any flat that has all pages. The user can also fill the document lists without outputting. Multiple output capabilities enable you to split any job for output to a variety of devices with different sizes.

### Page Pairing

The page pairing features will import, index and place all files found in the hot folders into the DynaStrip job. If one flat does not have all the pages, DynaStrip Automation will continue to query all hot folders and, once the missing pages come in, the complete flat will be automatically outputted.

### Orchestrate Your Processing Power

DynaStrip Automation greatly reduces turnaround times for the jobs you impose time and time again. Drop source files into the input hot folders and watch the imposed flats output. Run several jobs at once and orchestrate a workload balance between your RIPs.

## + DynaStrip Fusion

Fusion boasts all the sophisticated imposition capabilities of DynaStrip, along with:

### Time-saving Versioning


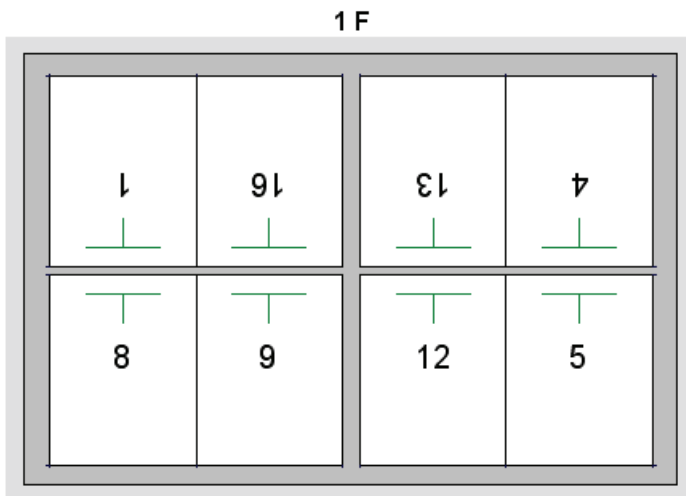
DynaStrip Fusion can build up to 200 versions of the same document, using the same templates without layering. Each version can include a mix of one or more of the 200 document lists. You can replace entire pages in a document with pages from another source, or swap specific contents by merging them with a standard background.

### Flexible Plate Production

Once you have configured your document versions, DynaStrip Fusion's powerful imposition engine produces all of the plates required for each version by simply selecting which version to output. Replacement plates can also be generated.

### Easy Version Management

DynaStrip Fusion's Version Manager allows you to create, name and save, edit and output any number of versions of a specific job.



# Technical Specifications

## Minimum Requirements

### DynaStrip 4.5 MAC OS X

- Mac OS X (Jaguar 10.2.6+)
- Power Mac G3 minimum (G4 600 MHz recommended)
- 256 MB of RAM minimum
- 3.0 GB of available disk space
- 800 x 600 or higher resolution VGA monitor
- PS printer recommended

### DynaStrip 4.5 MAC OS 9

- Mac OS 9.2+ (with CarbonLib libraries 1.6+)
- Power Mac G3 400 MHz minimum
- 256 MB of RAM minimum
- 65 MB of available disk space
- 800 x 600 or higher resolution VGA monitor
- PS printer recommended

### DynaStrip 4.5 Windows

- Microsoft Windows NT, Windows 2000 or Windows XP Professional\*
- Pentium III, 450 MHz or greater processor
- 128 MB of RAM minimum (256 MB recommended)
- 65 MB of available disk space
- 800 x 600 or higher resolution VGA monitor
- PS printer recommended
- Adobe Acrobat® 4.0+ required for direct-layout PDF preview

## File Formats & Workflows

### Compatible Workflows

- :ApogeeX® by AGFA®
- Brisque® by Creo®
- Celebrant® by FFEI®
- Crescendo® by Artquest®
- DigiPage® by Fusion®
- Harlequin® by Global Graphics®
- MaxWorkflow® by ECRM®
- Nexus® by ArtworkSystems®
- Odystar® by ArtworkSystems®
- OneFlow® by Velocity®
- ORIS Works™ by CGS®
- PageFlow® by ArtworkSystems®
- PrePageIt® Polkadots®
- Pinergy® by Creo®
- Rampage® by Rampage Systems®
- TrueFlow® by Screen®
- Twist® & Swing® by Dalim®
- Xenith Xtreme® by Xitron®
- Xiflow® by Xitron®

### File Formats

#### Input

- DCS2
- Encapsulated PostScript (EPS)
- For-position-only (FPOs)
- PDF, PDF-IT
- PostScript (PS)

#### Output

- Encapsulated PostScript (EPS)
- ICF
- JDF - populated and non-populated
- PDF
- PJTF
- PostScript (PS)

## Product Demos

Download a demo from Dynagram's website at [www.dynagram.com/solutions](http://www.dynagram.com/solutions). To request a live product demo, contact sales at [sales@dynagram.com](mailto:sales@dynagram.com).



support@dynagram.com [www.dynagram.com](http://www.dynagram.com)

600 Charest Blvd. East, 4th floor  
Quebec, QC, Canada G1K 3J4  
Tel: (418) 694-2080 Fax: (418) 694-2048

1010 Turquoise Street  
Suite 350, San Diego, CA 92109  
Tel: (858) 539-7390 Fax: (858) 488-4021